

# ACRYL-MARVEL

## “STEPS TO SUCCESS”

*(READ CAREFULLY PRIOR TO ACRYL-MARVEL USE)*



**DVA** dental  
ventures of  
america, inc.

800.228.6696 951.270.0606


[www.dentalventures.com](http://www.dentalventures.com)



**ACRYL-MARVEL”  
STEPS FOR SUCCESS**


***(READ CAREFULLY PRIOR TO ACRYL-MARVEL USE)***

**ACRYL-MARVEL vs. PUMICING:** PLEASE Do **NOT** APPLY ANY TECHNIQUE or TECHNIQUES YOU HAVE EVER USED WITH PUMICE to the utilization of ACRYL-MARVEL. Pumice is one step in a multi-step process of finishing, pre-polishing and polishing; Acryl-Marvel accomplishes the same tasks in ONE STEP, but it does SO much differently! The following suggestions will prove very helpful in understanding how ACRYL-MARVEL really works:



**1. POLISHING BUFFS:**

Use a new polishing wheel or buff as you start to use Acryl-Marvel.



**2. STITCHING of POLISHING BUFFS:**

Do **NOT** cut the stitches away from the rag-wheel (A firm buff is most efficient).



**3. WORKING WITH ACRYL-MARVEL:**

Work one area (vault or quadrant) completely from ‘scratch removal’ to polish before moving to another area.



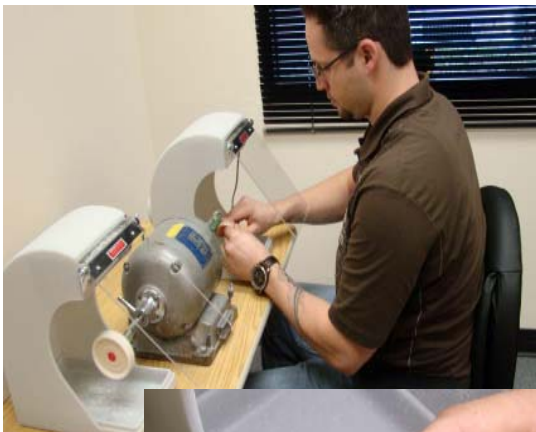
#### **4. LOADING THE BUFF/REMOVING SCRATCHES:**

Do **NOT** continue to load the buff with Acryl-Marvel as you work on one area. Load the buff once, and work until the scratches are removed and a high-shined surface is obtained. If scratches remain, load another small amount and re-work the area.



#### **5. SMOOTHING YOUR DENTURE:**

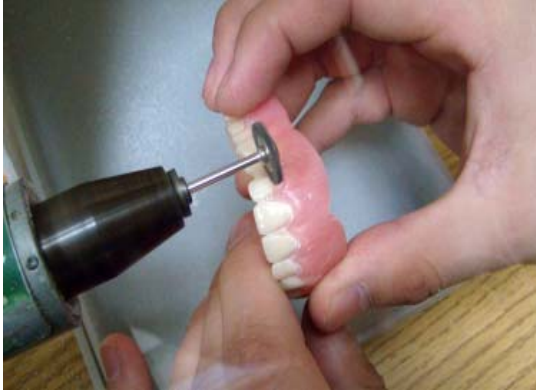
Prior to using Acryl-Marvel, form and smooth your denture into a desired shape with as smooth a surface as possible. For increased efficiency, one can use a silicone point on the acrylic prior to polishing.



#### **6. MAINTAINING YOUR SPECIAL ANATOMY:**

Notice how you can completely finish and polish your denture in the totally dry environment of your normal sit-down working area. Use any small wheels or brushes desired with your normal bench-lathe to accomplish the finishing and high-shining of your buccal and labial segments, while totally preserving any special anatomy, characterization effects and the integrity of all gingival contours around the teeth – a big advantage.





#### **7. CLEANING WHITE AROUND TEETH:**

If an abundance of white polishing material accumulates around the necks of the teeth, use a soft Robinson Bristle Disc to polish the material away. ***NOTE: If white polishing material accumulates on the denture during polishing procedures, the polishing buff is being loaded with excess material.***



#### **8. REPAIR 'BITS':**

When using REPAIR BITS while polishing individual repair or reline cases, make certain you hold **TIGHTLY** to the small individual "Bits" as you apply and load the buff. **Direct the handpiece away from the patient or other personnel while loading the buff with Acryl-Marvel.**

**“USING ACRYL-MARVEL IS THAT SIMPLE; NOW GO SIMPLIFY YOUR POLISHING PROCEDURES!” ENJOY!**

**Call us @ 1. 800.228.6696 if you have any questions or praise!  
Internationally, dial 001.951.270.0606**



**800.228.6696 951.270.0606**

**[www.dentalventures.com](http://www.dentalventures.com)**

**DVA's  
ACRYLIC & PLASTER SEPARATOR (APS)**

**Thousands of labs have switched to DVA's "Acrylic-Plaster Separator". Here is what they say:**



**“It does what it is suppose to do! Nothing sticks to it!”**

**“It simply gives me cleaner denures when I break them out. It saves a lot of time.”**

**“I like making my dentures, but hated breaking them out. Now it’s a piece of cake; the model just comes out clean, clean, clean.”**

**“No more snipin’, chislin’ or diggin’! It just works!”**

**ODORLESS, NON TOXIC!**

**IMPROVED ACCURACY OF IT!**

**EASIER, CLEANER BREAKOUT!**

Call DVA TODAY AT 800.228.6696 TO ORDER YOUR APS!

## DVA's FINISHERS & POLISHERS



### RESIN SMOOTHERS

(Silicone Points)

Great for smoothing acrylic resin prior to using 'Acryl-Marvel'.

5 Silicone Points: \$18.50



### RESIN POLISHERS

(Woolies)

Great for apply 'Acryl-Marvel' to repaired & adjusted segments & for polishing hard to reach areas.

12 Woolies: \$25.00

### RESIN FINISHING KIT

Great for use in conjunction with 'Acryl-Marvel'.

5 Woolies

1 Silicone Point: \$15.00



### CLOTH WHEEL

3" X 50 Ply Cloth Wheel

(Package of 5) \$10.00

3" x 50 Ply Cloth Wheel

(Package of 10) \$18.50