

ACRYL-MARVEL

“STEPS TO SUCCESS”

(READ CAREFULLY PRIOR TO ACRYL-MARVEL USE)



DVA dental
ventures of
america, inc.


800.228.6696 951.270.0606

www.dentalventures.com

ACRYL-MARVEL™
STEPS FOR SUCCESS

(READ CAREFULLY PRIOR TO ACRYL-MARVEL USE)

ACRYL-MARVEL vs. PUMICING: PLEASE Do **NOT** APPLY ANY TECHNIQUE or TECHNIQUES YOU HAVE EVER USED WITH PUMICE to the utilization of ACRYL-MARVEL. Pumice is one step in a multi-step process of finishing, pre-polishing and polishing; Acryl-Marvel accomplishes the same tasks in ONE STEP, but it does SO much differently! The following suggestions will prove very helpful in understanding how ACRYL-MARVEL really works:



1. POLISHING BUFFS:

Use a new polishing wheel or buff as you start to use Acryl-Marvel.



2. STITCHING of POLISHING BUFFS:

Do **NOT** cut the stitches away from the rag-wheel (A firm buff is most efficient).



3. WORKING WITH ACRYL-MARVEL:

Work one area (vault or quadrant) completely from 'scratch removal' to polish before moving to another area.




4. LOADING THE BUFF/REMOVING SCRATCHES:

Do **NOT** continue to load the buff with Acryl-Marvel as you work on one area. Load the buff once, and work until the scratches are removed and a high-shined surface is obtained. If scratches remain, load another small amount and re-work the area.



5. SMOOTHING YOUR DENTURE:

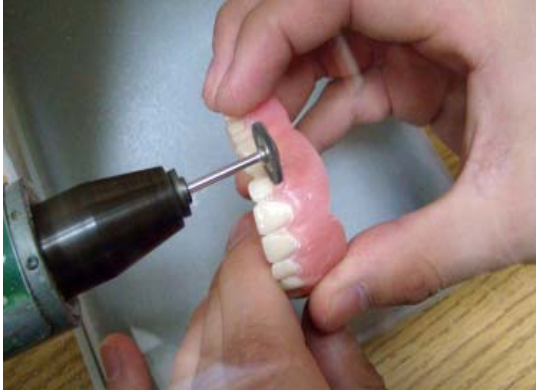
Prior to using Acryl-Marvel, form and smooth your denture into a desired shape with as smooth a surface as possible. For increased efficiency, one can use a silicone point on the acrylic prior to polishing.



6. MAINTAINING YOUR SPECIAL ANATOMY:

Notice how you can completely finish and polish your denture in the totally dry environment of your normal sit-down working area. Use any small wheels or brushes desired with your normal bench-lathe to accomplish the finishing and high-shining of your buccal and labial segments, while totally preserving any special anatomy, characterization effects and the integrity of all gingival contours around the teeth – a big advantage.





7. CLEANING WHITE AROUND TEETH:

If an abundance of white polishing material accumulates around the necks of the teeth, use a soft Robinson Bristle Disc to polish the material away. ***NOTE: If white polishing material accumulates on the denture during polishing procedures, the polishing buff is being loaded with excess material.***



8. REPAIR 'BITS':

When using REPAIR BITS while polishing individual repair or reline cases, make certain you hold **TIGHTLY** to the small individual "Bits" as you apply and load the buff. **Direct the handpiece away from the patient or other personnel while loading the buff with Acryl-Marvel.**

“USING ACRYL-MARVEL IS THAT SIMPLE; NOW GO SIMPLIFY YOUR POLISHING PROCEDURES!” ENJOY!

**Call us @ 1. 800.228.6696 if you have any questions or praise!
Internationally, dial 001.951.270.0606**

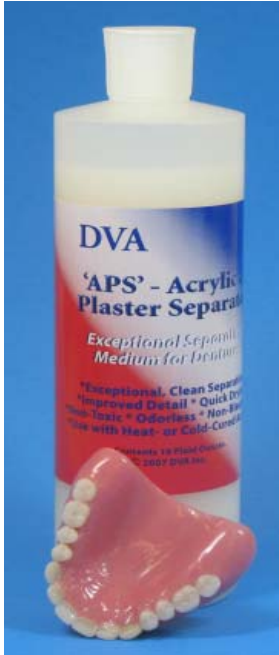


800.228.6696 951.270.0606

www.dentalventures.com

**DVA's
ACRYLIC & PLASTER SEPARATOR (APS)**

Thousands of labs have switched to DVA's "Acrylic-Plaster Separator". Here is what they say:



“It does what it is suppose to do! Nothing sticks to it!”

“It simply gives me cleaner denures when I break them out. It saves a lot of time.”

“I like making my dentures, but hated breaking them out. Now it’s a piece of cake; the model just comes out clean, clean, clean.”

“No more snipin’, chislin’ or diggin’! It just works!”

ODORLESS, NON TOXIC!

IMPROVED ACCURACY OF IT!

EASIER, CLEANER BREAKOUT!

Call DVA TODAY AT 800.228.6696 TO ORDER YOUR APS!

DVA's FINISHERS & POLISHERS



RESIN SMOOTHERS

(Silicone Points)

Great for smoothing acrylic resin prior to using 'Acryl-Marvel'.

5 Silicone Points: \$18.50



RESIN POLISHERS

(Woolies)

Great for apply 'Acryl-Marvel' to repaired & adjusted segments & for polishing hard to reach areas.

12 Woolies: \$25.00

RESIN FINISHING KIT

Great for use in conjunction with 'Acryl-Marvel'.

5 Woolies

1 Silicone Point: \$15.00



CLOTH WHEEL

3" X 50 Ply Cloth Wheel

(Package of 5) \$10.00

3" x 50 Ply Cloth Wheel

(Package of 10) \$18.50